

SUPPORTING YOUR CHILD THROUGH GCSE
STEPS TO SUCCESS



HELPING PARENTS...



WITHOUT TEACHING YOU HOW TO SUCK EGGS!

What would you like to know?

1. What qualifications will my child be awarded?
2. What does my child need to get into 6th form, college or an apprenticeship?
3. What are the key dates this year? When are the real exams?
4. How do I know how well my child is progressing? Is it too late?
5. Can you help me to get my child to revise at home?
6. English, maths and science are worth 5 GCSEs – do you have any tips?

What qualifications will my child be awarded?

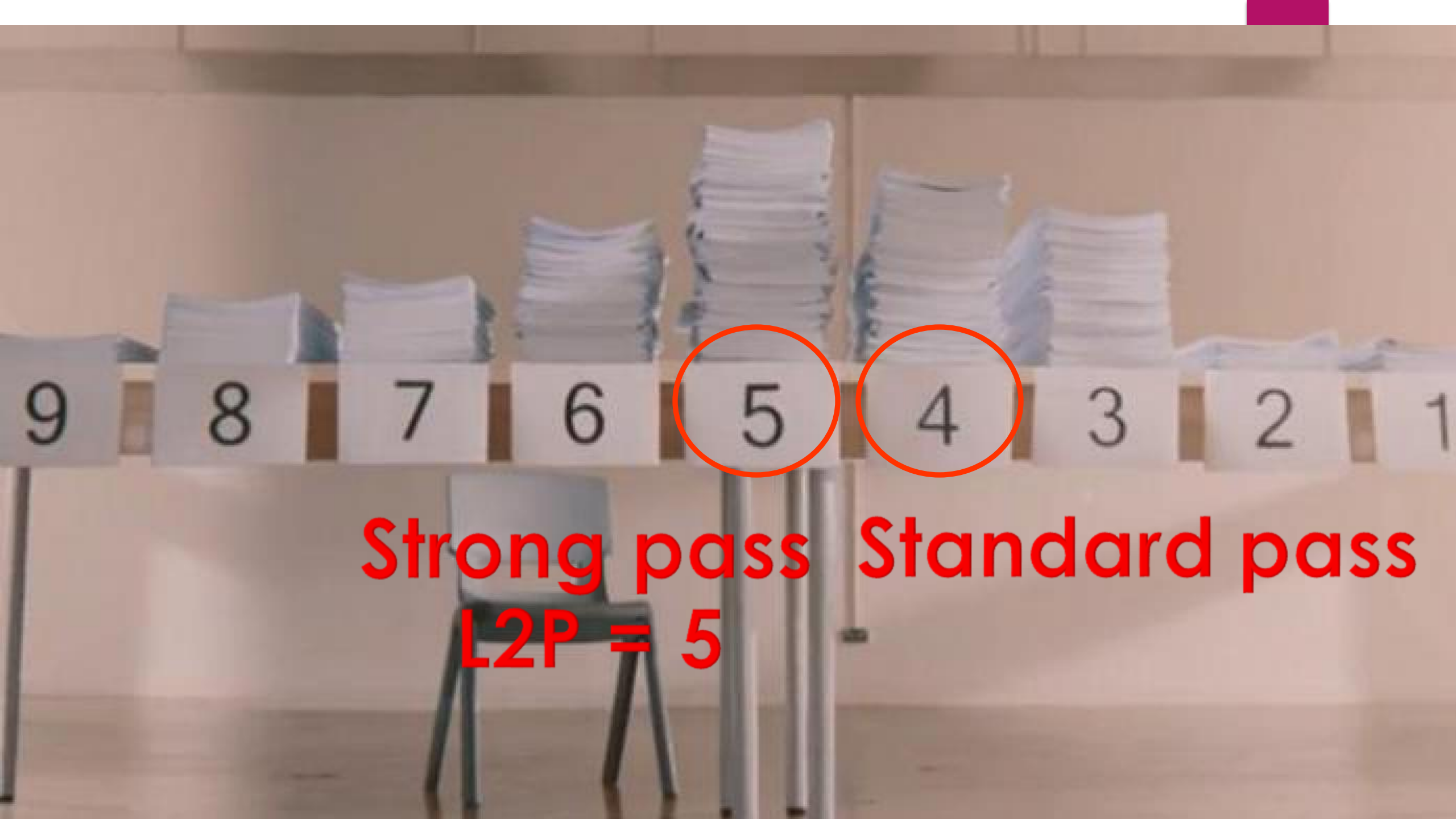
- ▶ **English Literature (already completed)** (1)
- ▶ **English Language** (1)
- ▶ **Mathematics** (1)
- ▶ **Combined Science** (2)
- ▶ **Religious Education** (1)
- ▶ **Geography, History, French, Spanish** (1)
- ▶ **Two option subjects** (2)

Total = 9 qualifications.

What is a 'Level 2' Qualification?

GCSE's and BTECs are Level 2

- ▶ GCSE's are traditional qualifications – most are 100% examination based.
- ▶ GCSE's are graded **9 - 1**
- ▶ BTEC's are more vocational in nature and have elements of coursework.
- ▶ BTEC's are graded as **L2P - pass, L2M – merit, L2D – distinction or even L2D*!**



9

8

7

6

5

4

3

2

1

Strong pass

Standard pass

L2P = 5

Sixth Form or College requirements:

- ▶ Minimum 5 passes at grade 4+ for a vocational pathway.
- ▶ Minimum 5 passes at grade 5+ for an A-Level pathway.
- ▶ There will be a higher requirement to study A-Level in a subject e.g. English A-Level requires at least a grade 6 in English.
- ▶ All courses require a grade 4 in English and Maths. If this is not achieved, pupils will be required to resit at college.



Attendance – data is stark

Overall attendance in Y11	Average GCSE Grade 2023
96% or more	6
90% - 95%	5
86% - 89%	4
85% or less	3

Important dates

Work experience (one week)

Mocks study day (at home)

Autumn report

6th Form Open Evening

MOCK EXAMS 1

Mock results report

Y11 Parents Evening

MOCK EXAMS 2

Careers Fair (in school)

Spring report (pre-exam predictions)

GCSE EXAMS

Year 11 Prom

GCSE Results Day

Monday 18th September

Monday 13th November

Wednesday 11th November

Monday 20th November (evening)

4th – 15th December (2 weeks)

Tuesday 23rd January

Thursday 25th January

March tbc

Wednesday 20th March

Wednesday 20th March

Thursday 9th May – Wednesday 19th June

Friday 12th July at Formby Hall

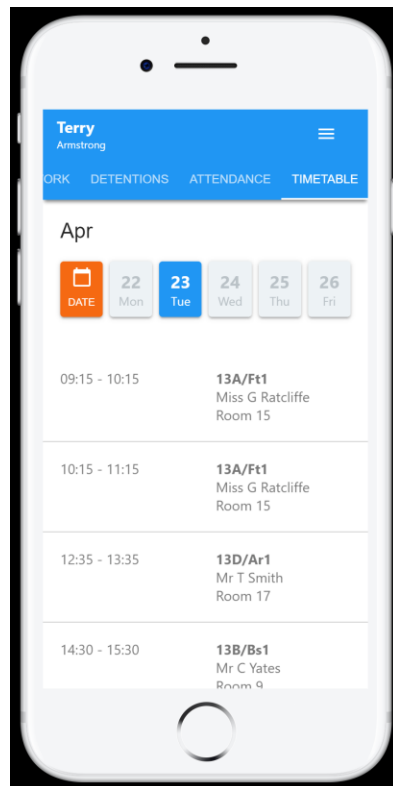
Thursday 22nd August

The GCSE exam series 2024

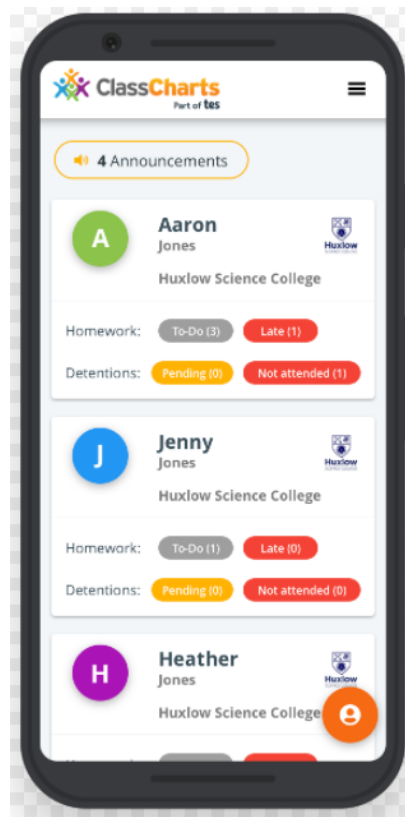
- ▶ **Thursday 9th May - Wednesday 19th June**
- ▶ **Exams run over a total of six weeks with a half-term week in the middle.**
- ▶ **Some subjects like RE, Drama, English Literature and PE finish in two weeks!**
- ▶ **Others subjects like the sciences, geography and history are spread out and pupils need stamina.**
- ▶ **French and Spanish have oral exams at the end of April.**

Class Charts – keeping us in touch.

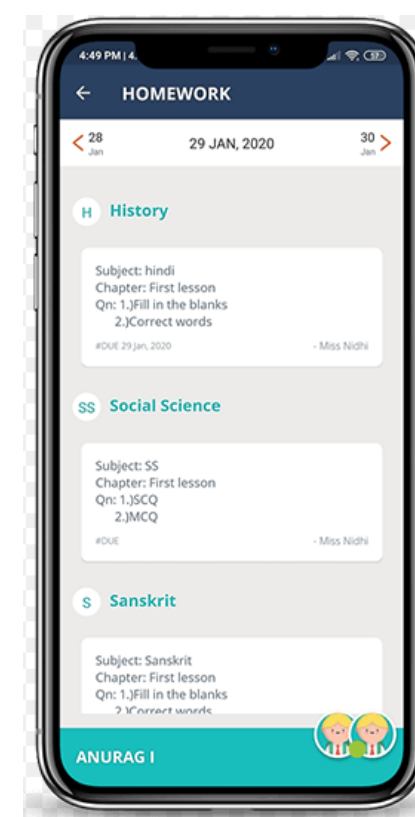
Timetable



Announcements



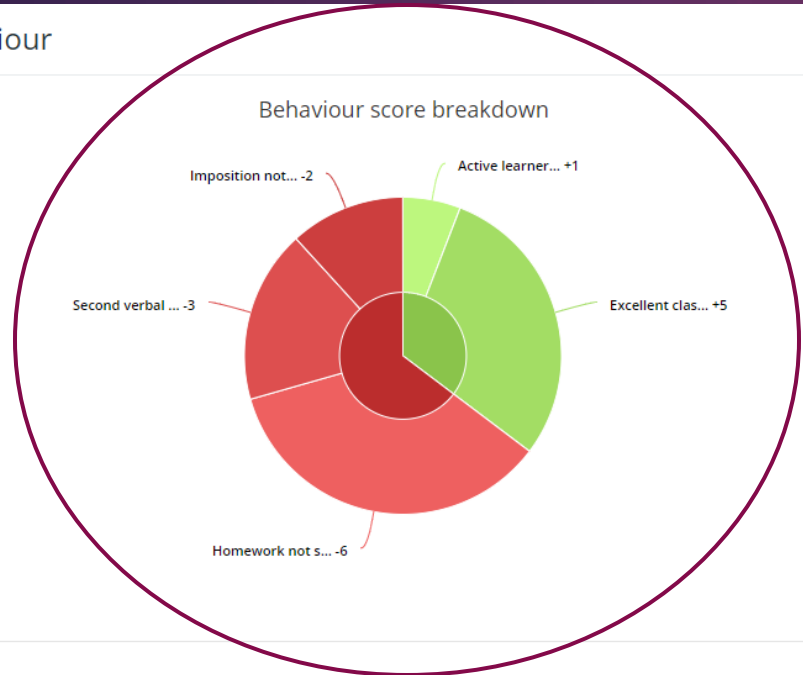
Homework



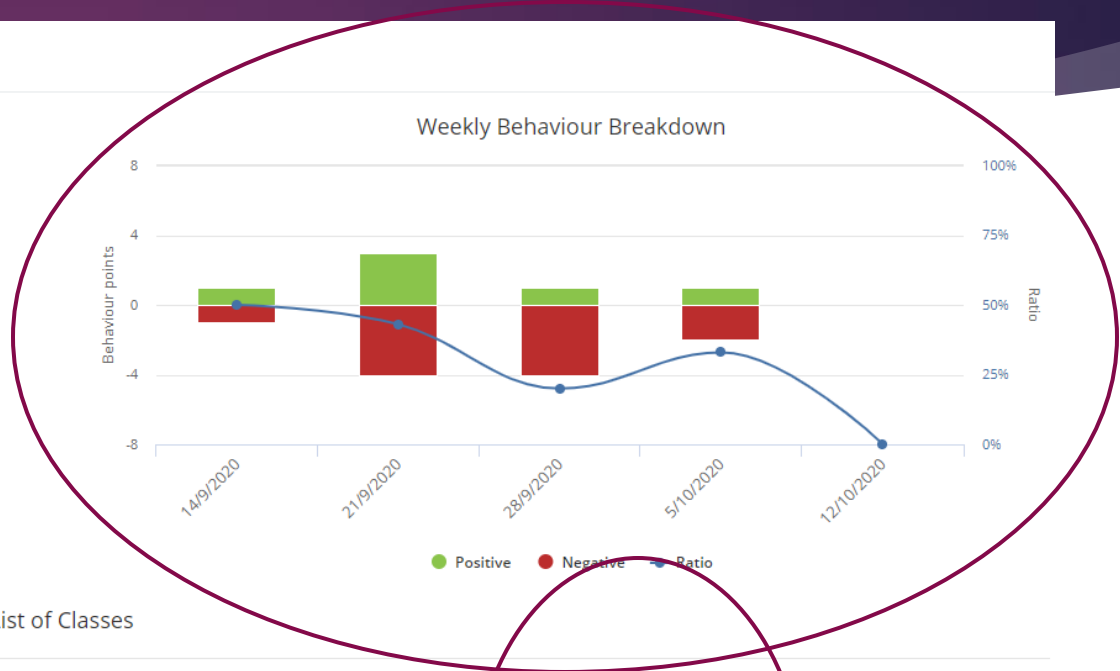
Class Charts –progress information.

Behaviour

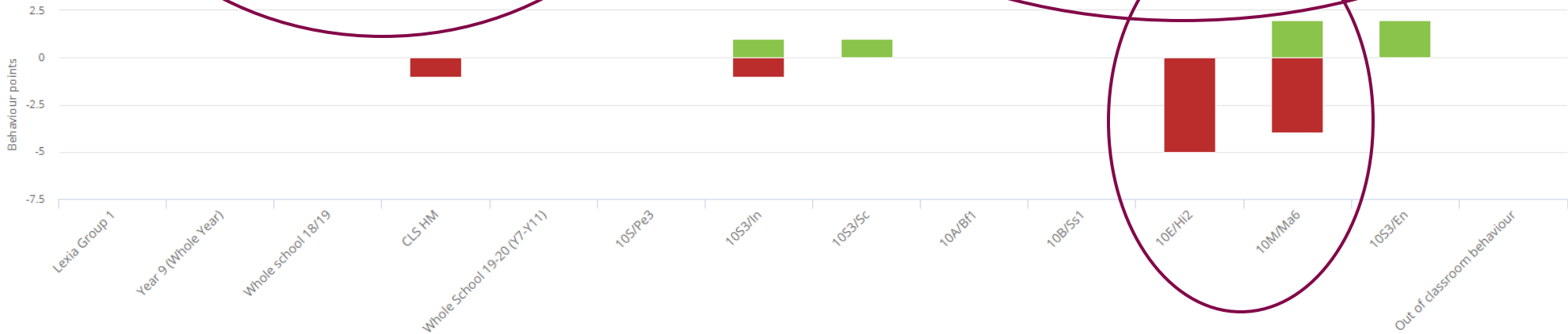
Behaviour score breakdown



Weekly Behaviour Breakdown



List of Classes



How to earn merits – over 600 awarded so far this year!

- ▶ Active learner, good group work, achievement in class, resilience when challenged, excellent classwork, excellent homework.
- ▶ Contribution to school life, extra-curricular achievement.
- ▶ Attending after-school or lunchtime intervention or revision sessions.
- ▶ Using GCSEPod (all subjects)
- ▶ Using Smart Revise (IT, computer science)
- ▶ Completing Seneca tasks (history, geography, RE)
- ▶ Using Tassomai (science) – the more you do the more you get!
- ▶ Completing extra tasks for particular subjects e.g. English, history, RE

How do I know how my child is progressing?

- ▶ Class Charts (every week)

Merits, demerits and detentions.

Announcements to alert you to issues.

- ▶ Termly monitoring report.
- ▶ Mock results (January)
- ▶ Parents evening (January)
- ▶ Feedback, comments and scores in books (every week).

Contact Mr Williams or subject teachers with any questions.

How have I been doing this term?

Name:

Tasks I have done this term:

- Attended school everyday
- Arrived at school on time every day
- Logged into Class Charts
- Logged onto GCSEPod
- Completed all my homework
- Arrived to lessons on time
- Completed the PiXL maths tasks
- Attended afterschool intervention

The subject area I felt most confident in:

This is because:

The subject area I felt least confident in:

This is because:

I am on or above target in these subjects:

Looking through all my work, I can see that my targets to improve are...

I rate my concentration in class as/10

To improve this I will:

I rate my concentration at home as/10

To improve this I will:

The subject areas I'll focus more revision on...

A large, smooth, rounded boulder sits on a hillside. In the background, a person in a purple shirt stands near some trees on the left, and another person in a blue plaid shirt is pushing against the boulder on the right. The sky is overcast.

GETTING STARTED IS THE HARDEST PART
HELP TO BUILD MOMENTUM




How can I support my child to study at home?

- ▶ Revision is also known as **working hard**.
- ▶ Do not be put off by '*I don't know how to revise*' or '*I don't know what I should be learning*'.
- ▶ *Paper, pen and a book is all you need to start.*
- ▶ All students have been given an exam pack with the equipment they need and flash cards to use.



Essential Apps:



Microsoft Teams



WELL DONE GCSEPOD COMMUNITY!

Take a look at what our community of over 1,200 schools in 30+ countries has achieved in this academic year!



OVER 1,200 SCHOOLS

are now taking part in our GCSEPod community

63,000 ASSIGNMENTS



were set using our Question Bank



522 SCHOOLS JOINED THE POD GAMES

NEW FEATURES



Google Integration for 1 click login | Windows App for desktop | Password Recovery System | Classcharts Integration | Student/Teacher Messaging System



837 NEW PODS PUBLISHED

11 MILLION

A whopping 11,300,000 Pods have been streamed or downloaded in the last academic year.

That's a phenomenal 3,600,000 more than last academic year.



bett 2018 WINNER

We won the Bett 2018 award for the best secondary content

PIXL PARTNER

PiXL

Partners in excellence

We are proud to be working alongside PiXL to improve student outcomes.


OUTSIDE OF SCHOOL



7,647,900 Pods were watched out of school, showing the power of GCSEPod as an independent learning tool.

Past Papers

- ▶ The most successful students complete lots of past paper questions.
- ▶ Do not leave this until near the exams – start now
- ▶ YouTube and other websites are really useful.
- ▶ **Support your child by helping them to see the value of this work.**



Flash cards

Basics

- X = bonding electron
- Xx = lone pair
- Noble gases are inert (unreactive)

Formula

to its simplest form

Example: C_4H_{10}

$C_4H_{10} \rightarrow CH_2.5$

$2CH_2.5 \rightarrow C_2H_5$

Basics #2

- Electrons repel each other, draw them separately.
- An ion is a charged atom.
- There are only 3 magnetic elements: Fe , Co , Ni .

Properties of Diatomic

- very hard
- very brittle
- very high melting point
- very high boiling point

Simple Covalent Molecules

- A molecule is a small group of atoms.
- This can be a compound.
- Most are gases at room temperature.
- Examples: CO_2 , H_2O , CH_4 .
- They have strong covalent bonds that can only be broken with electricity.
- Weak attractions called intermolecular forces are easily broken.

Metallic Bonding

- Metal + Metal
- Negative delocalised electrons float around to prevent the positive ions repelling each other.
- The positive metal ions have lost their outer electron which have become delocalised.

Ionic Compounds

- How do they dissolve? When an ionic compound is added to water, the water molecules surround the ions and pull them apart.
- How do they conduct? Ions are free to move in a solution.

Basics

- Atoms have about 100 times more mass than electrons.
- Electrons are found in the outer shell.
- Electrons are arranged in shells.
- Electrons in the same shell have the same energy level.
- Electrons in the outer shell are the most reactive.

Basics #2

- Electrons repel each other, draw them separately.
- An ion is a charged atom.
- There are only 3 magnetic elements: Fe , Co , Ni .

Properties of Diatomic

- very hard
- very brittle
- very high melting point
- very high boiling point

Simple Covalent Molecules

- A molecule is a small group of atoms.
- This can be a compound.
- Most are gases at room temperature.
- Examples: CO_2 , H_2O , CH_4 .
- They have strong covalent bonds that can only be broken with electricity.
- Weak attractions called intermolecular forces are easily broken.

Metallic Bonding

- Metal + Metal
- Negative delocalised electrons float around to prevent the positive ions repelling each other.
- The positive metal ions have lost their outer electron which have become delocalised.

Ionic Compounds

- How do they dissolve? When an ionic compound is added to water, the water molecules surround the ions and pull them apart.
- How do they conduct? Ions are free to move in a solution.

RESULTANT FORCES

GRAVITATIONAL POTENTIAL ENERGY

IMPACT FORCES

KINETIC ENERGY

MOMENTUM

FORCES BETWEEN OBJECTS

FORCES ON THE ROAD

CAR SAFETY

FORCE & ACCELERATION

ENERGY & WORK

FALLING OBJECTS

If we release an object above the ground, it falls because of its weight (i.e. the force of gravity on it). If the object falls with no other forces acting on it, the resultant force on it is its weight. Acceleration due to gravity.

IF THE OBJECT FALLS IN A FLUID:

The fluid drags on the object, the drag force increases with speed. At any instance, the resultant force on the object is its weight minus drag force on it.

→ The acceleration **decreases** as it falls. This is because the drag force **increases** as it **speeds up**. So the resultant force on it **decreases**.

→ The object reaches a **terminal velocity** when the **drag force is equal to its weight**.

When an object moves through air, it is called **air resistance**.

Basics

- Electrons repel each other, draw them separately.
- An ion is a charged atom.
- There are only 3 magnetic elements: Fe , Co , Ni .

Properties of Diatomic

- very hard
- very brittle
- very high melting point
- very high boiling point

Simple Covalent Molecules

- A molecule is a small group of atoms.
- This can be a compound.
- Most are gases at room temperature.
- Examples: CO_2 , H_2O , CH_4 .
- They have strong covalent bonds that can only be broken with electricity.
- Weak attractions called intermolecular forces are easily broken.

Metallic Bonding

- Metal + Metal
- Negative delocalised electrons float around to prevent the positive ions repelling each other.
- The positive metal ions have lost their outer electron which have become delocalised.

Ionic Compounds

- How do they dissolve? When an ionic compound is added to water, the water molecules surround the ions and pull them apart.
- How do they conduct? Ions are free to move in a solution.

Basics

- Electrons repel each other, draw them separately.
- An ion is a charged atom.
- There are only 3 magnetic elements: Fe , Co , Ni .

Properties of Diatomic

- very hard
- very brittle
- very high melting point
- very high boiling point

Simple Covalent Molecules

- A molecule is a small group of atoms.
- This can be a compound.
- Most are gases at room temperature.
- Examples: CO_2 , H_2O , CH_4 .
- They have strong covalent bonds that can only be broken with electricity.
- Weak attractions called intermolecular forces are easily broken.

Metallic Bonding

- Metal + Metal
- Negative delocalised electrons float around to prevent the positive ions repelling each other.
- The positive metal ions have lost their outer electron which have become delocalised.

Ionic Compounds

- How do they dissolve? When an ionic compound is added to water, the water molecules surround the ions and pull them apart.
- How do they conduct? Ions are free to move in a solution.

Title: Cornell Notes

DATE

KEYWORDS

- Quick notes

- Abbreviations

QUESTIONS

- Key thoughts and takeaways
from lecture




SUMMARY

Unplugging is vital

When our Year 11 students rated their own concentration while working at home they gave it 4/10 on average!

- ▶ Gaming is the biggest distraction (COD, Fortnite, Among Us, Halo).
- ▶ Tik Tok, Instagram and endless scrolling on a phone is the second biggest distraction.
- ▶ Netflix/TV is the third.

Please support your child by unplugging distractions.



How can I get my child off their device?

Our pick



Apple Screen Time

Best for iOS users

Apple's built-in controls let you set daily limits and give you more insight into and control over your kid's screen time than third-party apps.

Our pick



Google Family Link

For kids on Android who are under 13

With this free app, parents can set limits on daily phone use, plus schedule their kid's phone to be disabled at bedtime. But kids age out when they turn 13.

Our pick



Qustodio

Qustodio

For kids on Android who are over 13

The premium version of this app allows you to set time limits and multiple schedules, block calls, and view text messages and web searches.

There are free and paid APPs like:

- ▶ Apple Screen Time
- ▶ Goggle Family Link
- ▶ Qustodio
- ▶ Kasperspy
- ▶ Kidslox
- ▶ Netnanny
- ▶ uMobix

P6 – one hour extra afterschool

- ▶ **Tuesday – Thursday in S10. 3.00pm until 4.15pm (Late bus runs and is free)**
- ▶ **This is a quiet space where students can complete school work, coursework, homework, and revision without any distractions.**
- ▶ **We have an experienced member of staff available to help and support students during this period (P6).**
- ▶ **Merits will be awarded for effort and attendance during P6.**

5 tips for English – Mrs Tamburro

The exam board is PEARSON

1. We study three important texts - Macbeth, An Inspector Calls, A Christmas Carol and poetry.
2. GCSEPod is great for English Literature – get the plot and characters off-by-heart.
3. The YouTube channels from Mr Salles and Mr Bruff are brilliant!
4. Past paper questions are vital to keep on developing skills
5. English Language has transactional writing – writing a formal letter, writing a speech etc.. Try and share examples as you see them.

5 tips for Maths – Mr Barlow

The exam board is EDEXCEL

1. Get a Casio calculator (Mr Barlow sells them for £10 each).
2. Maths Clinic runs every Tuesday after school.
3. Remember, the only way to learn maths is to do maths. Copying notes, etc, does not work!!!
4. Homework is set every week as a mix of MathsWatch or past paper questions. These are not optional!
5. All past papers / worked solutions / video solutions are available on the MathsGenie website: <https://www.mathsgenie.co.uk/papers.html> – this is a great way to get a feel for exam questions (and realise they're always pretty much the same).

5 tips for Science – Mr Horne

The exam board is AQA

1. Do Tassomai every school day – hit 5 Daily Goals per week.
2. Exam paper homework every week – hand in on TUESDAYS
3. After school intervention on Thursdays afterschool
4. Use www.freesciencelessons.com to revise – never fails!
5. Each subject has six required practicals – make sure you have revised them as they equal at least one grade!

Support network.

- ▶ **Mr Williams – Progress Leader**
- ▶ **Mrs Parker – Deputy Head**
- ▶ **Mrs McKean – Inclusion and student services**
- ▶ **Mrs Palmer- SENDCO**
- ▶ **Mrs Bradley - Attendance**
- ▶ **Careers advice**

j.williams@holyfamilyhighschool.co.uk

k.parker@holyfamilyhighschool.co.uk

j.mckean@holyfamilyhighschool.co.uk

mpalmer@holyfamilyhighschool.co.uk

s.bradley@holyfamilyhighschool.co.uk

careers@holyfamilyhighschool.co.uk